

CARDONE ProTech

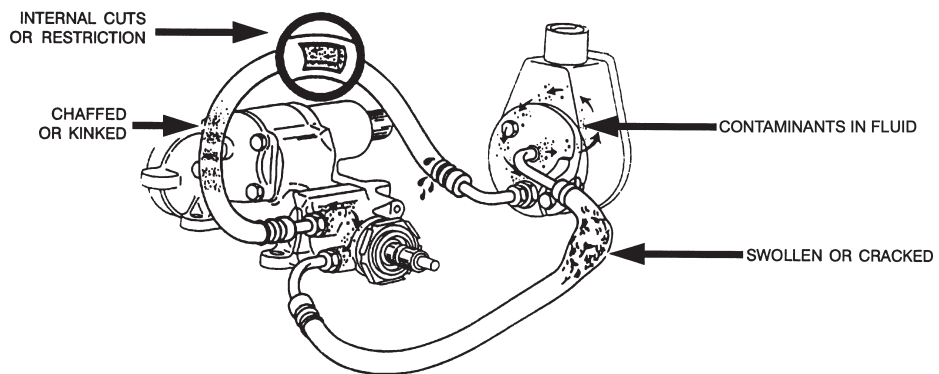
Supporting Today's Professional Technician



Royal Flush — Recommended Power Steering Flush Procedure

Prior to replacing any power steering system component, the power steering system must be flushed before operation. Flushing removes old hydraulic fluid and contaminants in the power steering system that will cause accelerated wear or improper operation of the replacement unit. Follow the steps below to properly flush the system.

- 1) Remove pressure and return lines from pump. Flush pump reservoir, return and pressure lines by pouring new fluid through components until fluid runs clear. Be sure to only use fluid recommended for your vehicle.
- 2) Reconnect pressure line to pump and steering component. Reconnect return line only to steering component.
- 3) Place return line from power steering unit into a drain pan. Cap return port on reservoir to prevent leakage.
- 4) Fill power steering pump reservoir with NEW fluid recommended for your vehicle.
- 5) Disable the engine so it will not start when cranked. Refer to vehicle service manual for correct procedure.
- 6) Crank engine and continue to replenish fluid until fluid coming from return line has no air bubbles. NEVER LET THE POWER STEERING PUMP RUN DRY! Note: Do not crank engine for more than a few seconds at a time or starter will overheat.
- 7) Install an in-line power steering filter in return line to increase the life of the power steering components. Connect the return line to the power steering pump, making sure all lines are properly torqued. Overtightening hydraulic lines will strip the threads. Failure to install a filter or properly torque fittings will VOID WARRANTY.
- 8) Be sure fluid in pump reservoir is at proper operating level.
- 9) Start the engine and turn the steering wheel from side to side 2 to 4 times to bleed the system.
- 10) Refill reservoir to proper level if necessary.
- 11) Check for smooth assist, excessive noise, connections for leakage and system for proper operation.




Note:

CARDONE recommends replacing flexible power steering lines that are more than 4 years old.

For other ProTech publications, visit www.cardone.com
CARDONE Industries, Inc. • 5501 Whitaker Ave. • Philadelphia, PA 19124-1799


Made by O.E. Remanufactured Best by **CARDONE**[®]

Power Steering Pumps



- Control Valves
- Power Cylinders
- Power Steering Pumps
-Filters
- Rack & Pinion Units
- Steering Gears

Cam Rings - In order to prevent low flow, noise, or no pressure, CARDONE resurfaces the cam ring to give it the original, consistent surface. By running your finger around the inside of the cam ring, you will be able to feel the smooth inner surface. Every unit is tested for proper flow and pressure to make sure it meets all OEM specifications. This process ensures a high quality unit that won't come back.



- Limited lifetime warranty
- Contact your local auto parts store or visit our web site, **www.cardone.com**, for more information on this and other CARDONE products today!