

# CARDONE ProTech

Supporting Today's Professional Technician



## Prime Power Steering Pump Before Operation — How To

### Application:

All vehicles with Power Steering Pumps.

### Problem:

Power Steering Pump failure due to initial startup with a dry pump.

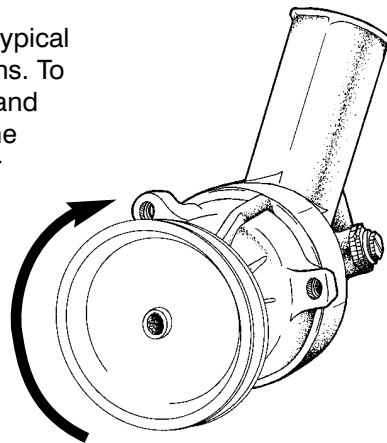
### Cause:

After final factory testing, power steering fluid is drained from the pump. If after installation the pump is run dry, it will fail.

### Solution:

Hand-prime the pump before starting (especially if the pump has a remote reservoir). Before running the pump be sure to fill reservoir to operating level (please refer to our other ProTechs that describe proper flushing and hose maintenance). Hand-turn pulley in correct direction until fluid pumps from the pressure port. Refill reservoir as necessary, complete installation and bleed system per vehicle manufacturer instructions.

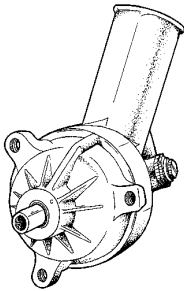
Rotation shown is typical for most applications. To prime the pump, hand turn the pulley in the proper direction for your vehicle.



For other ProTech publications, visit [www.cardone.com](http://www.cardone.com)  
CARDONE Industries, Inc. • 5501 Whitaker Ave. • Philadelphia, PA 19124-1799


# Made by O.E. Remanufactured Best by **CARDONE**<sup>®</sup>

## Power Steering Pumps



- Control Valves
- Power Cylinders
- Power Steering Pumps
  - Filters
- Rack & Pinion Units
- Steering Gears

**Cam Rings** - In order to prevent low flow, noise, or no pressure, CARDONE resurfaces the cam ring to give it the original, consistent surface. By running your finger around the inside of the cam ring, you will be able to feel the smooth inner surface. Every unit is tested for proper flow and pressure to make sure it meets all OEM specifications. This process ensures a high quality unit that won't come back.



- Limited lifetime warranty
- Contact your local auto parts store or visit our web site, **[www.cardone.com](http://www.cardone.com)**, for more information on this and other CARDONE products today!