

CARDONE ProTech

Supporting Today's Professional Technician



Wiper Motor Bench Test for 40-169

Application:

GM vehicles using wiper motor 40-169.

Problem:

Determining if the wiper motor and pulse board are good.

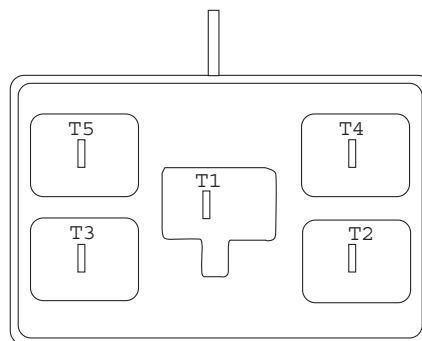
Solution:

Follow the bench test procedure below to test the motor and pulseboard.

- Step 1** Connect battery ground to motor housing and terminal T1.
Do not disconnect for all steps.
- Step 2** Connect +12 volts (15 amp source minimum) to terminal T2.
Motor runs low speed.
- Step 3** Disconnect +12 volts from terminal T2 and connect to terminal T3.
Motor runs high speed.
NOTE: If motor does not run in step 1 or 2 check pulseboard contacts. If contacts are good replace the pulseboard.
- Step 4** Disconnect +12 volts from terminal T3 and connect to terminal T4.
Using a jumper wire connect terminals T2 and T5. Motor runs and parks.

View of connector end with locking tab at top.

T1 through T5 represent connector spade terminal positions.

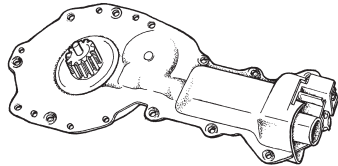


For other ProTech publications, visit www.cardone.com
CARDONE Industries, Inc. • 5501 Whitaker Ave. • Philadelphia, PA 19124-1799

Window Lift Motors


Re-engineered to perform better than new

CARDONE's Motors coverage includes:



- Window Lift Gear Kits
- Window Lift Motors
- Wiper Motors

OE Gaskets - CARDONE, through extensive engineering research, has found that O.E. gaskets are often weak and are the cause of motor failure. CARDONE remanufactures all of its Window Lift Motors with a top quality gasket as a replacement for the O.E. gasket. The strength of the gasket ensures the unit will be protected in all situations. This saves the customer time and money from unnecessary repairs.



- 12-month / 18,000 mile warranty
- Contact your local auto parts store or visit our web site, www.cardone.com, for more information on this and other CARDONE products today!



CARDONE[®]